

## RMServer : Remote Monitoring Server



RMServer is a compact hardware unit that runs RMS over Ethernet. Situated between the computer running Compass and the loudspeaker cabinets, RMServer's two FT-10 ports can be connected to up to 50 RMS loudspeakers or 12 MPS-488HP power supplies. Since each MPS-488HP powers eight loudspeakers, one RMServer can monitor 96 48 V loudspeakers connected to MPS-488HPs that are equipped with the RMS option.

RMServer stores system configurations internally, eliminating most manual data entry.

A system can be monitored from a laptop at front-of-house or backstage, or via a tablet computer as the engineer or system tech moves around the venue.

RMServer offers email alerts of any issues with your system, so you can rest assured your system is being monitored, even when Compass is not running.

The integration of RMS into Compass control software puts all your system management tools right at your fingertips—from controlling Galileo or Callisto processors and CAL loudspeakers to remote monitoring with Compass RMS.

With each loudspeaker storing its own ID internally and RMServer storing system configurations, setting up an RMS system in Compass is quick and easy.

### FEATURES & BENEFITS

- Extensive real-time loudspeaker feedback for amplifiers, drivers, limiting, cooling, and fault alerts
- Ethernet-based control and communications built on open standard
- Backwards-compatible with existing RMS-equipped Meyer Sound loudspeakers
- RMServer controlled and configured within Compass software.
- Mute and solo individual loudspeakers or groups of loudspeakers via Compass software
- Wink and ID controls from Compass software easily locate any loudspeaker in the entire system
- Loudspeaker RMS modules connect easily to networks with twisted-pair cabling
- Email notifications even when Compass is not connected

## RMSERVER SPECIFICATIONS

<b>CONTROL</b>	
<b>Logic Input</b>	Phoenix 6-pin male connector, two optically isolated inputs for receiving contact closures for external muting
<b>Logic Output</b>	Phoenix 6-pin male connector, reports relay closures (and openings) for external muting and/or fault reports
<b>RMS FT-10 NETWORK</b>	
<b>Connections</b>	Equipped with two-conductor twisted-pair network, reporting all operating parameters of amplifiers to system operator's host computer running Compass Software (50 Node Maximum). Data Speed is 78Kbps serial bus
<b>ETHERNET NETWORK</b>	
	RJ-45 port for network connection and control of on-board web server from a Mac or Windows-based computer. Full bidirectional communication with Meyer Sound's Compass control software within a client-server architecture. Supports IPv4 and IPv6 simultaneously. IEEE 802.1, 802.3 Compliant. One MAC address
<b>MOUNTING</b>	
	Removable Feet Included Optional Rack Mount Kit Available Optional Wall Mount Kit Available
<b>NETWORK/CONTROL</b>	
<b>Front Panel</b>	Illuminated LED Indicators for fault, client connection, RMS FT-10 receive, Ethernet, and power
<b>Network</b>	RJ-45 port for network connection and control of on-board web server from a Mac or Windows-based computer. Full bidirectional communication with Meyer Sound's Compass control software within a client-server architecture.
<b>Protocols</b>	IEEE Std 802.3 (100BASE-TX ) RFC 791 (IPv4) RFC 6434 (IPv6 Node Requirements) RFC 3927 (Dynamic Configuration of IPv4 Link-Local Addresses) RFC 6763 (DNS-Based Service Discovery) RFC 2616 (HTTP/1.1) IEEE Std 1722.1-2013 (ADP and AECP AEM)
<b>Software</b>	Full bidirectional communication with Meyer Sound's Compass control software within a client-server architecture
<b>AC POWER</b>	
<b>Connector</b>	powerCON 20
<b>Operating Voltage Range</b>	100-240 V AC, 50/60 Hz, 30W Max
<b>Current Draw</b>	0.2A rms (115 V AC); 0.13 A rms (230 V AC); 0.3 A rms (100 V AC)
<b>PHYSICAL</b>	
<b>Dimensions</b>	1-space rack 1/2 width 8.50" w x 1.73" h (1.85" h with feet) x 7.23" d (215.9 mm x 44 mm [46.9mm with feet] x 183.6 mm)
<b>Weight</b>	3.78 lbs (1.71 kg)



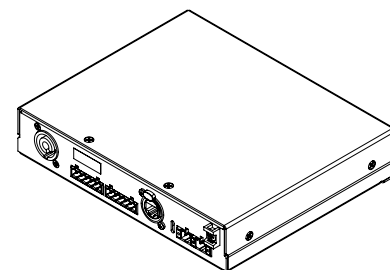
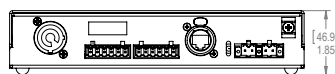
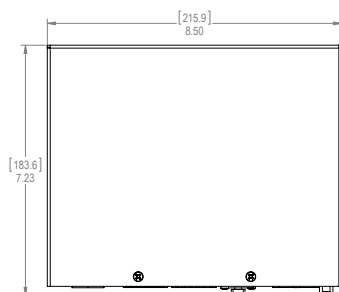
RMServer 04.222.004.01 A

Copyright © 2013  
Meyer Sound Laboratories Inc.  
All rights reserved

**MEYER SOUND LABORATORIES INC.**  
2832 San Pablo Avenue  
Berkeley, CA 94702

T: +1 510 486.1166  
F: +1 510 486.8356

techsupport@meyersound.com  
www.meyersound.com



## ARCHITECT SPECIFICATIONS

The complete remote monitoring system shall be based on a client server architecture consisting of a standalone remote monitoring server device that connects and monitors FT-10 equipped loudspeaker devices. to a Ethernet network capable computer and is controlled by Compass Software. The remote monitoring server shall be called RMServer.

RMServer is a central component of the system that connects the computer running Compass on Mac or Windows and loudspeakers equipped with RMS module.

RMServer can connect directly with computer or connect to a network switch if more than one unit

is required. The Ethernet connection allows host computer to remotely control RMServer.

RMServer is equipped with two-conductor twisted-pair network and reports all operating parameters of amplifiers to the host computer running Compass. Each RMServer can support up to 50 single node active loudspeakers, 25 dual node active loudspeakers or 12 MPS-488HP remote power supplies that are equipped with an RMS module.

RMServer integrates one 6-pin Phoenix connector with two optically isolated inputs for receiving contact closures for external muting and one 6-pin Phoenix

connector with two relay contacts for external muting and/or fault reports. The relay contacts can be wired as normally open (NO) or normally closed (NC).

The front panel of the unit contains a recessed Reset button and illuminated LED indicators for fault, RMS TP/FT-10 receive, client connect, Ethernet, and power.

The unit shall be housed in a 0.5-space, 8.5 inch rack mount, measuring 7.23 inch in depth, weighting 3.78 lbs. Removable feet are included. Optional rack tray allows the RMServer to be installed in an equipment rack and a wall mount kit is also available. Its AC inlet shall be powerCON 20.